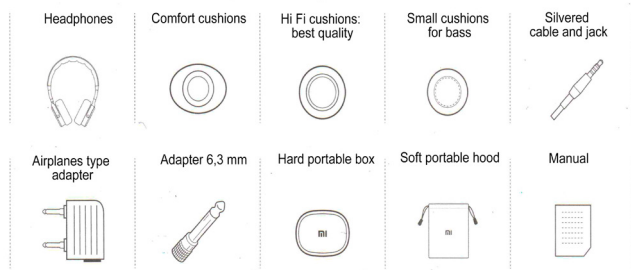
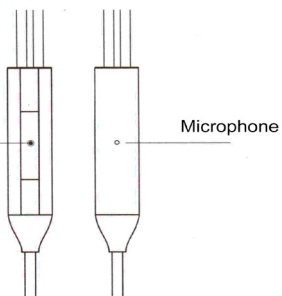


Accessories



Incoming calls:
Short press – answer
Long press – decline

Music:
One press – play/pause
Two presses – next track
Three presses – previous track

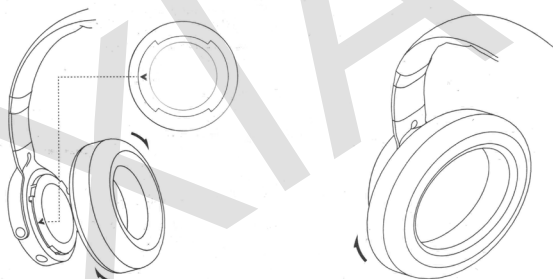


Supporting of SPA international interface standard
*Determines device code depending on telephone model

Mi Headphones user manual

5. First, you must find the white arrow on the headphones and ear pads and connect them together, and then turn it clockwise to ear cups, a click will indicate that you have successfully changed it.

6. Rotate the ear cups clockwise, as shown below, up to a click, which indicates that you have successfully changed ear cups.

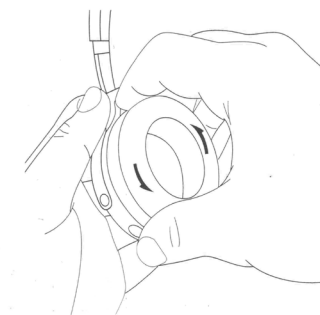




1. You must plug the cable into the special socket in the headphones, make sure that the color of the plug connector and the same; when disconnecting the cable, you should hold on to it and pull the metal part of the connector.

2. Headband of the headphones can be adjusted according to your needs, based on your own feelings.

3. Headphones are light and portable, also suitable for storing.

4. To change the other ear cushions you need to rotate them about 90 degrees counterclockwise.



Warranty

Warranty service is carried out in accordance with the law on «consumer rights» and the «Law on the quality of products.»

The warranty service includes:

During the warranty period, you have the right to repair, exchange or return an item. For repair, replacement or return of goods you need a receipt.

1. Within 7 days from the date of purchase, in case of a problem of «fault list» Xiaomi service center determines the cause of the problem, then you can choose a free replacement of product, return or repair.

2. Within 8-15 days of purchase, in case of a problem of «fault list» Xiaomi service center defines the problem, then you choose a free replacement or repair of the goods.

3. Within 12 months from the date of purchase, in case of a problem from the «List of faults», Xiaomi service center

defines the problem, then you are given a free repair.

4. Damage to the structure of the human factor at the end of the warranty period. For example: excessive twisting or improper folding headphones, resulting in damage to the headset, and others;

Name	List of faults
Mi Headphones	Incorrect operation of the functions, described in the instructions Lack of sound speakers The absence of the microphone signal Improper operation of buttons Cracks / damage due to construction material or devices