

Mi Sport Mini Bluetooth Headset

Start Using

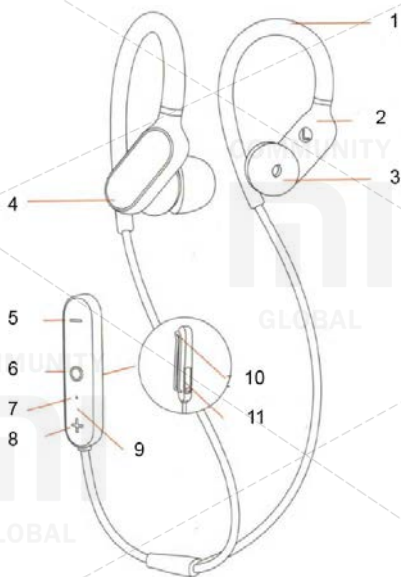
Select and install ear cushion



Closed type ear cushion



Semi-closed type ear cushion



- 1 – Earphone;
- 2 – Left earpiece;
- 3 – Earpieces;
- 4 – Right Earpiece;
- 5 – Decrease volume;
- 6 – Multi-function button;
- 7 – Microphone;
- 8 – Increase volume;
- 9 – Indicator;
- 10 – Clip;
- 11 - USB Connector

Using headphones can reduce the perception of ambient sounds. Please do not use headphones in places, where there is a potential danger to your safety. Outdoors, we recommend that you use a semi-enclosed ear cushion.

COMMUNITY



GLOBAL



Try to put on the headphones

First, adjust the location of the earpiece bracket, then gently insert the ear cups into the ear, adjust the position of the earpiece so that it is still.

During a call, place the microphone next to the mouth to improve voice detail.

Connect to the smartphone



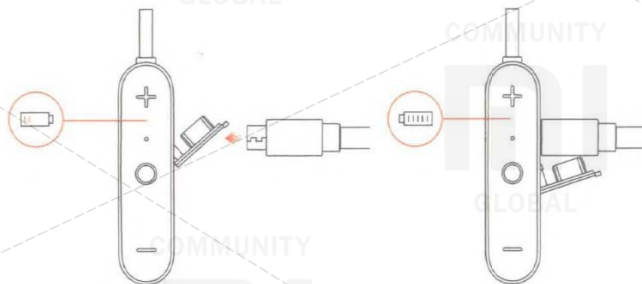
Press and hold

When you first connect via Bluetooth, the headphones will immediately go into pairing mode after switching on. If the connection is not for the first time, press and hold the multifunction button until the indicator starts flashing rapidly in white and the headphones enter pairing mode.

Turn on Bluetooth on your mobile phone, select "Mi Sport Mini Bluetooth Headset" and press to connect

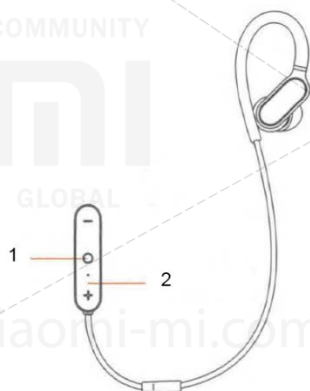


Charging



In a low battery charge, the indicator will flash red and a voice alert will sound

Rest to factory settings



- 1 - Press and hold;
- 2 - The indicator alternately flashes in different colors.

To recharge the battery, press and hold the multifunction button until the indicator starts flashing alternately in red and white

Main functions

Receiving a call

In an incoming call (the indicator flashes rapidly in white), press the multifunction button.



Press

Rejecting a call

In an incoming call (the indicator flashes rapidly in white), press and hold the multifunction button for 1 second



Press and hold

Turning on the voice assistant

In the standby mode, double-click the multifunction button.



Double-click

Увеличение и уменьшение громкости

During a conversation or playing music, press briefly the volume button.

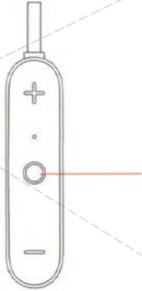


Short click

For information on this product, see the website for sale: www.mi.com

Connecting to two smartphones

1. After the successful connection of the first smartphone by the method of connection, turn off the Bluetooth headphones.
2. Press and hold the multifunction button until the indicator starts blinking rapidly in white, select and connect to the "Mi Sport Mini Bluetooth Headset" in the list of found devices in the Bluetooth settings of the second smartphone.

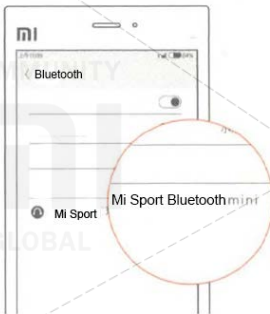


Press and hold



Second smartphone

1. After successfully connecting the second smartphone, you must reconfirm the connection on the first phone, complete the simultaneous installation of the Bluetooth connection on the two mobile phones.




First smartphone


Receiving calls from both phones and switching calls

During the incoming call, press the multifunction button to receive the call, during the simultaneous incoming call to the second phone, press the multifunction button twice to hold the call on the first mobile phone, and receive the call on the second phone; By

double-clicking on the multifunction button, you can switch between calls on both mobile phones.

Switching between headphones and the speakerphone of the phone 

During a call, press and hold the multifunction button for 1 second to switch to the speakerphone on the phone.

Play and pause 

In standby mode, press the multifunction button to play music, press again to pause the music.





Interaction with voice assistant 

In standby mode, press and hold the multifunction button (about 1 second) to activate the voice assistant and the mobile phone (for example, Siri).

Enabling Silent Mode 

During a call, double-click the multifunction button.

Product Features

 Bluetooth 4.1	Used Bluetooth 4.1, compatible with mobile phones and tablets of famous brands
	CSR Bluetooth Chip and imported components provide better Bluetooth performance.
	Brackets are better suited for wearing during sports.
	Support for the audio codec aptX, sound quality at the CD level.

Main parameters

Name:	Mi Sport Mini Bluetooth Headset		
Model:	YDLYEJ02LM	Weight :	14,5 g
Dimensions:	445 x 80 x 26 mm	Connection range:	10 m
Full charge time:	2 h	Operating time in continuous music playback mode:	5 h
Standby time	200 h	Battery:	80 mAh
Wireless interface:	Bluetooth 4.1	Bluetooth protocols:	HFP/A2DP/HSP/AVRCP
Battery type:	Lithium-polymere		


Name and content of harmful substances in the product

Name	Harmful substances					
	(Pb)	(Hg)	(Cd)	(Cr(VI))	(PBB)	(PBDE)
Housing	X	O	O	O	O	O
Battery	O	O	O	O	O	O
Ear cushions	O	O	O	O	O	O
Accessories	O	O	O	O	O	O
USB cabel	X	O	O	O	O	O

This table was created in accordance with the provisions of SJ / T 11364.

O: the content of this harmful substance in all the homogeneous materials of this component is within the requirements of the standard GB / T 26572.

X: the content of this harmful substance in at least one of the homogeneous materials of this component exceeds the limits of the requirements of the standard GB / T 2657



Warning

1. Before using the product, read the user's manual carefully and keep it properly;
2. Fully charge the product before first use;
3. If you do not use the product for a long time (more than two weeks), charge it,
4. It is necessary to choose chargers that have passed CCC certification and which were manufactured in official factories;
5. If you can not find Bluetooth headphones with your mobile phone, make sure that they are in "pairing mode", if there is no message or connect to headphones for a long time, the message function will be turned off, re-enable "message mode" on Bluetooth headphones; if a software error has occurred on the mobile phone, restart it if a software error has occurred on the Bluetooth headphones, restart the headphones, or reset to the factory settings.

Cautions

1. For any reason, do not attempt to disassemble, repair or upgrade headphones, this may result in fire, electric shock, or complete damage to the product;
2. Do not place the device in a low or high temperature environment (below 0 ° C or above 45 ° C);
3. Do not use the indicator on the device near eyes of children or animals;
4. Do not use this product during a lightning storm, it may cause malfunction of the device and increase the risk of electric shock;
5. Do not use gasoline or other volatile liquids to wipe the product.
6. Do not allow the device to wet with liquids.

Customer: Xiaomi Communication Technology Co., Ltd;

Manufacturer: Hele Electronics Co., Ltd (Xiaomi Eco-Chain Enterprise);

Production Address: Guangdong Province, Dongguan City, Nancheng District, Gaosheng Science and Technology Park, Northern District, Building B, Floor 5;

Manufacturer: Dongguan Hele Electronics Co., Ltd;

Manufacturer's address: Guangdong Province, Dongguan City, Daojiao Town, Dalingya Industrial Zone.