

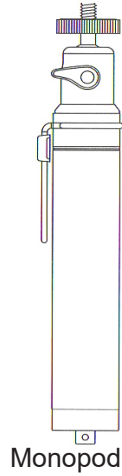

# Stick for Yi Camera

## 1. Standard Accessories

Remote control



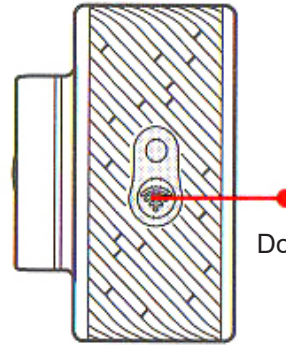
Manual



Monopod

## 2. Using of the remote control

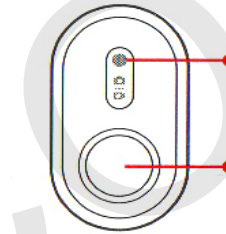
Pair



Double click

After double clicking Wifi button, you will hear the sound, and then the blue LED will light up. Log in connection mode via Bluetooth.

Press the shutter button, then you will hear sound, and at the same time illuminates a blue LED that indicates successful pairing.

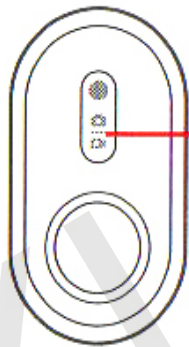


Indicator

Shutter button

After this, you no longer need to re-connect to the remote control. One click on the shutter button - and you can begin to use the camera. The red light indicates an error in pairing of two devices.

## 3. Shooting

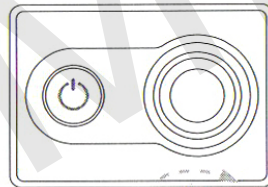


Shoot

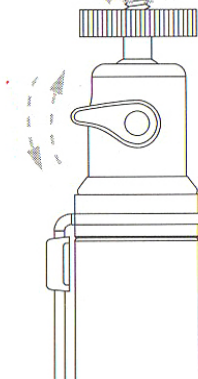
Switch button

Camera mode: press the shutter button.  
Video mode: press the shutter button to start/stop shoot video.

## 4. Using of the monopod



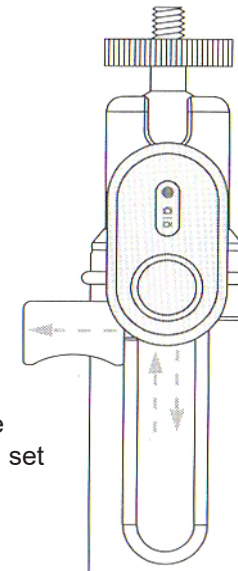
Fixing Camera



Direction down - open the lock  
Direction upwards - close the lock  
Make sure that you have turned the rotation pointer, then you can adjust the length of the monopod. Otherwise there will be problems with regulation of the length of the monopod. After selecting the required length, rotate the monopod to lock it.

## 5. Setting the remote controller to a monopod

① Open the clamping set



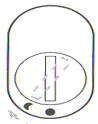
② Install/ remove controller

#### 4. Changing the batteries



①

Remove the rubber rim



②

Rotate the back panel



Turn up the back cover ... and then change the battery. You can use a coin so that you can easily turn the back cover, and then remove it.

## Specifications

### Stick for Yi Camera

**Name:** Stick for Yi Camera

**Contents:** monopod, remote control

**CMIIT ID:** 2015DJ2029

**Material:** aluminum, spring steel, silicone, plastic alloy

**Model:** LYZPG01XY

**The current standard is:** Q31 / 0115000160C002

Q31 / 0115000160C003

**Producer:** «Yi Technology Shanghai»

**Address:** Shanghai, district Phudun, Dzikhe st, 2889, pl Chhanthay, Ezdanie, 6th Floor

**Phone service:** 400 100 5678

**Version:** CHYKQ -0527-1

## Terms of Service

1. baseless return only in the official shops and only within 7 days after the purchase (after signing a guarantee of 7 days)

2. Return of goods is only possible with its package

3. In the event of a problem, you can return within 7 days after the signing of the guarantee

4. Return of goods is only possible with its package

in case of a problem, goods can be replaced within 15 days after the signing of the guarantee

In the event of problems, possible free warranty repair of the goods within 1 year after the signing of the guarantee

## Guarantee

The list of circumstances (including, but not limited to), under which compensation is not possible:

- The end of maintenance period, fall, neglect, abuse, liquid ingress, accident, broken or slipped the label and marking device;
- The warranty period is ended;
- Damage caused by force majeure, such as lightning, fire or flood.

## The presence of toxic and hazardous substances

There are no any of elements of Pb,Hg,Cd,Cr6+, P, BB, PBDE in product or its presence is lower than the limit value according to SJ / T11363-2006 requirements.

Warranty service is carried out in accordance with the law on «the rights of consumers of China» and «Law of the PRC on the quality of products.» The warranty service includes:

During the warranty period you have the right to repair, exchange or return an item. For repair, replacement or return of goods you need to present a receipt.

[www.xiaomi-mi.com](http://www.xiaomi-mi.com)